

Special Shaped Pleated Blind

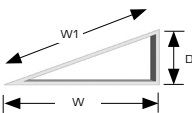
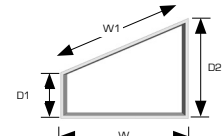
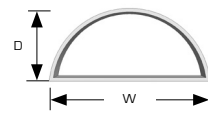
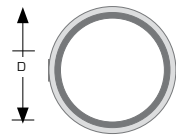
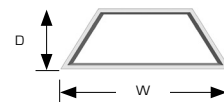
Product Information

In addition to the standard, pleated blinds are available in an array of different shapes and configurations in order to accommodate even the most obscure window.

Further Information

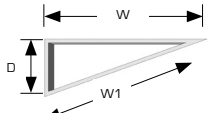
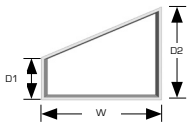
To find out more information phone Verosol Customer Care on 1800 721 404 or visit www.verosol.com.au

Technical Information

Product Code		P207.0		
Product Name		Triangle Top Slop Pleated Blind		
Operation		The difference between top (W1) and bottom (W) rail must be less than 470mm		
Dimensions		Use width 'W1' for pricing	W: 300mm - 2900mm	H: 150mm - 1600mm
Product Code		P208.0		
Product Name		Operable Triangle Fan Top with Blind Under		
Operation		The difference between top (W1) and bottom (W) rail must be less than 470mm		
Dimensions		Use width 'W1' and 'D2' for pricing	W: 2900mm	
Product Code		P209.0		
Product Name		Arched Pleated Blind		
Operation		$W = \text{Width} \div 2 / D = \text{Diameter} \times 1.57$		
Dimensions		Must be exactly half a circle	W: 300mm - 2000mm	H: 150mm - 1000mm
Product Code		P210.0		
Product Name		Circular Pleated Blind		
Operation		Fixed blind supported around circumference		
Dimensions			$W = \text{Diameter} \div 2 / D = \text{Diameter} \times 3.14$	
Product Code		P211.0		
Product Name		Fixed Frame Pleated Blind		
Operation		Non-operative blind constructed to fit unusual shapes. Template required with order.		
Dimensions			W: Widest Width	D: Longest Drop

* When the maximum fabric segment width of 2200mm is exceeded, blinds will have two segments with an overlap in centre of blind. If you have a specific requirement to match wide width fabric to window mullions, please specify and detail this on your order.

** The maximum width of VeroCell fabric is 3000mm, the maximum drop of VeroCell fabric is 2700mm. VeroCell fabric cannot be joined, and cannot have fabric cut-outs.

Product Code		P214.0
Product Name		Triangle Fan Bottom Slope Pleated Blind
Operation		The difference between top (W1) and bottom (W) rail must be less than 470mm
Dimensions	Use width 'W1' for pricing	W: 300mm - 2500mm D: 150mm - 1600mm 2.0m ² maximum area
Product Code		P215.0
Product Name		Fixed Triangle Top with Blind Under
Operation		Fixed top slope is non-operational
Dimensions		W: 2900mm maximum 6.0m ² maximum area

* When the maximum fabric segment width of 2200mm is exceeded, blinds will have two segments with an overlap in centre of blind. If you have a specific requirement to match wide width fabric to window mullions, please specify and detail this on your order.

** The maximum width of VeroCell fabric is 3000mm, the maximum drop of VeroCell fabric is 2700mm. VeroCell fabric cannot be joined, and cannot have fabric cut-outs.